


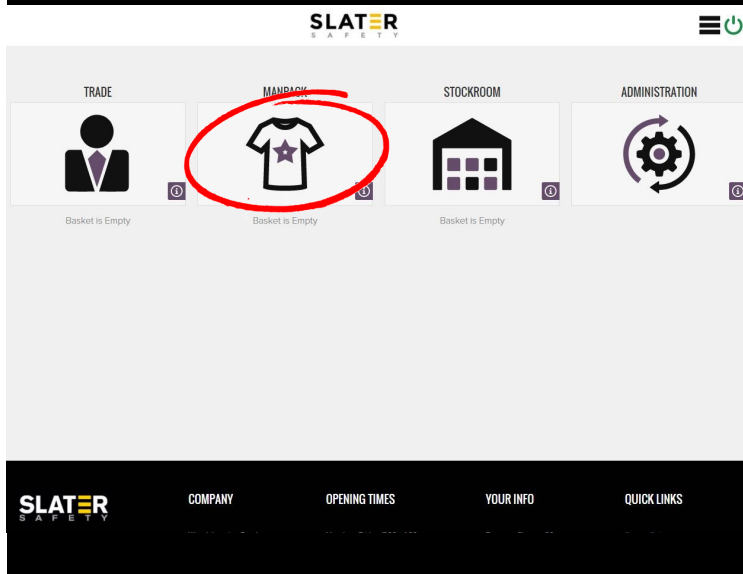
MANPACK GUIDE



STEP 1:

Login

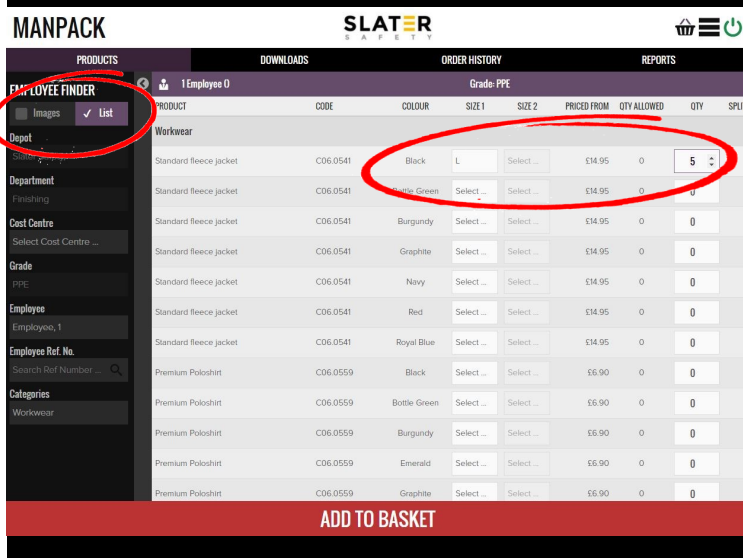
Enter your Username (usually email address) and password to Login.



STEP 2:

Select Manpack

Select the MANPACK option to get onto the correct ordering platform.



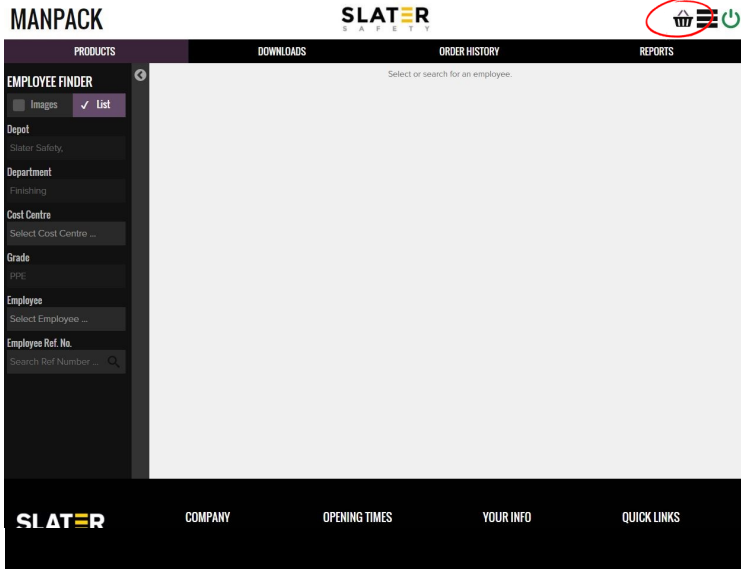
STEP 3:

Select Sizes & Quantity

Select the Sizes / Size you require, and enter your size. Then press 'Add to Basket'

Available to view in Image / List view (top left)

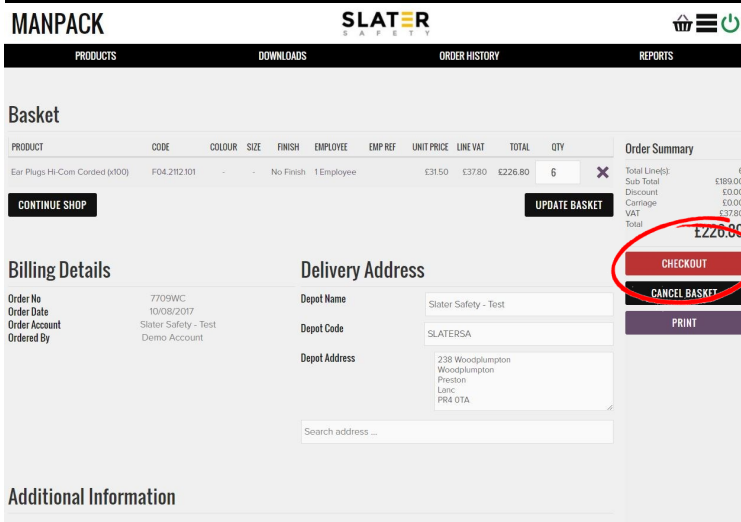
MANPACK GUIDE



STEP 4:

Basket

Once you have added all your items to the basket, press the basket icon, then press 'View Basket'



STEP 5:

Checkout

Check the items in your basket are correct, enter a PO number if you have one, then Press Checkout, and the confirm delivery address.

WHAT NOW...

What happens now?

Your order has been emailed to your Purchasing Manager for confirmation.

Once this has been done, we will receive your order and get it despatched as fast as possible!

